

Figure 1: Concentration of Metals (Cr, Cu, Ni, Pb, Zn, As; mean +SD) in sediment samples collected from Pit Specific Sediment Chemistry Monitoring for CMP Va in February 2013.

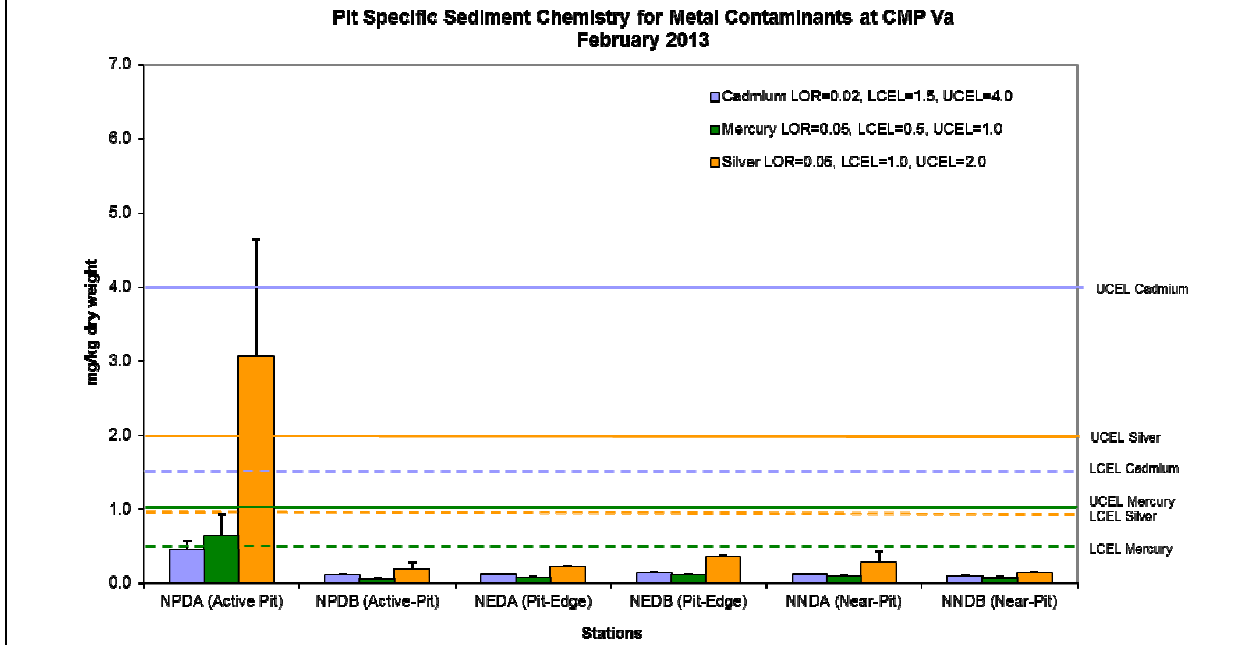


Figure 2: Concentration of Metals (Cd, Hg, Ag; mean +SD) in sediment samples collected from Pit Specific Sediment Chemistry Monitoring for CMP Va in February 2013.

**Pit Specific Sediment Chemistry for Total Organic Carbon (TOC) at CMP Va
February 2013**

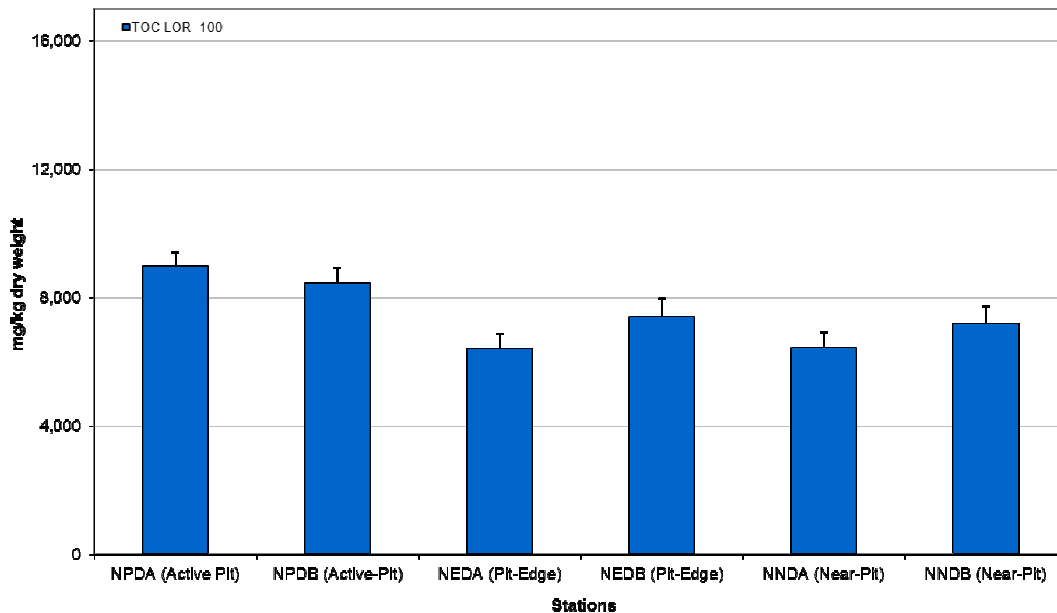


Figure 3: Concentration of Total Organic Carbon (mg/kg dry weight; mean +SD) in sediment samples collected from Pit Specific Sediment Chemistry Monitoring for CMP Va in February 2013.

Pit Specific Sediment Chemistry for Tributyltin (TBT) at CMP Va in February 2013

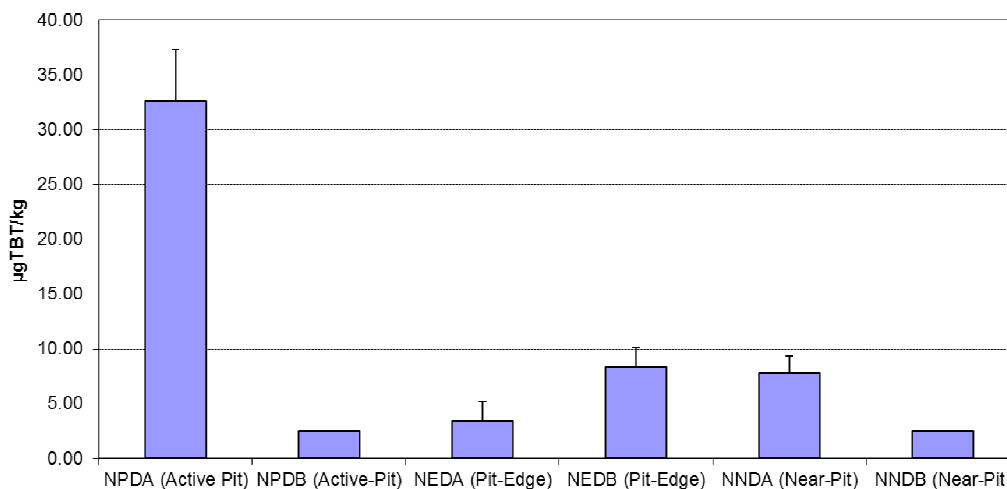


Figure 4: Concentration of Tributyltin (µg TBT/kg; mean +SD) in sediment samples collected from Pit Specific Sediment Chemistry Monitoring of CMP Va in February 2013.

Source: H:\Team\EM\GMS Projects\0103262 CEDD EM&A for CMP at Sha Chau\05 Deliverables\01 CMP\05 Monthly Reports\45th (Mar 13)

Date: 16/4/13

**Environmental
Resources
Management**



Pit Specific Sediment Chemistry for Low and High Molecular Weight Polycyclic Aromatics Hydrocarbons (PAHs) at CMP Va in February 2013

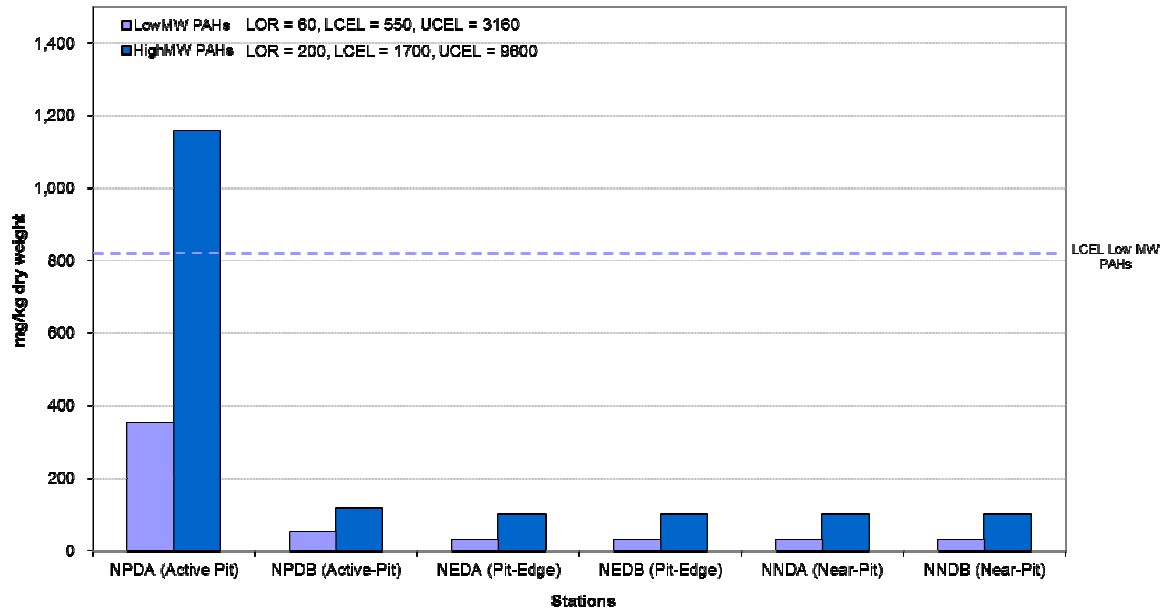


Figure 5: Concentration of Low and High Molecular Weight Polycyclic Aromatics Hydrocarbons (PAHs) ($\mu\text{g}/\text{kg}$; mean +SD) in sediment samples collected from Pit Specific Sediment Chemistry Monitoring for CMP Va in February 2013.

Source: H:\Team\EM\GMS Projects\0103262 CEDD EM&A for CMP at Sha Chau\05 Deliverables\01 CMP\05 Monthly Reports\45th (Mar 13)

Date: 16/4/13

**Environmental
Resources
Management**



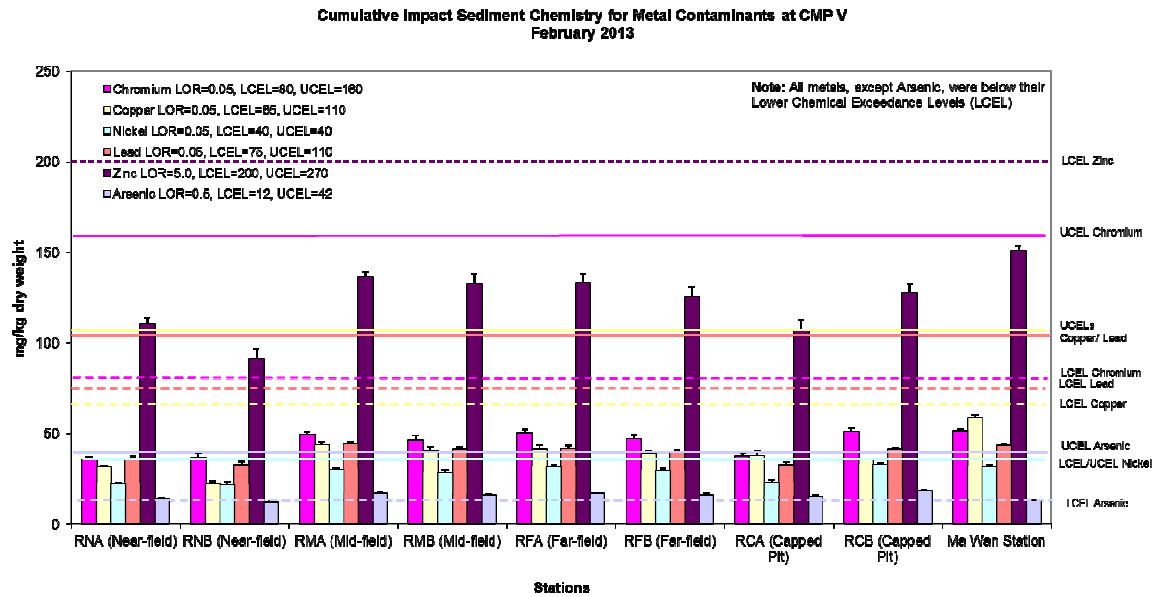


Figure 6: Concentration of Metals (Cr, Cu, Ni, Pb, Zn, As; mean + SD) in sediment samples collected from Cumulative Impact Sediment Chemistry Monitoring for CMP Va in February 2013.

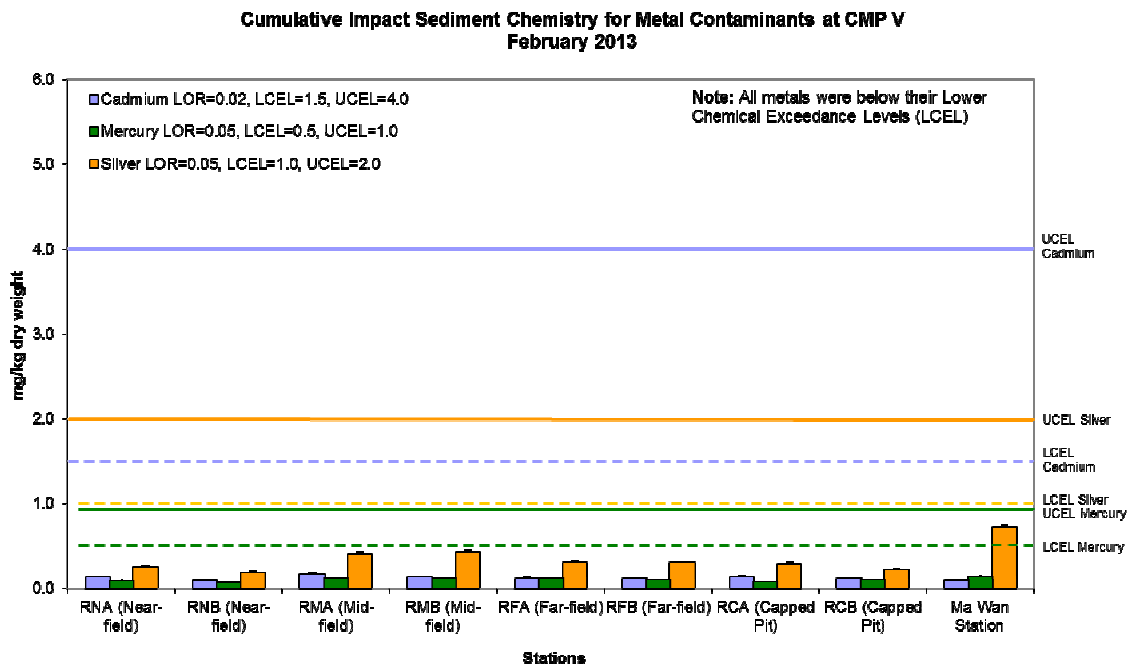


Figure 7: Concentration of Metals (Cd, Hg, Ag; mean + SD) in sediment samples collected from Cumulative Impact Sediment Chemistry Monitoring of CMP Va in February 2013.

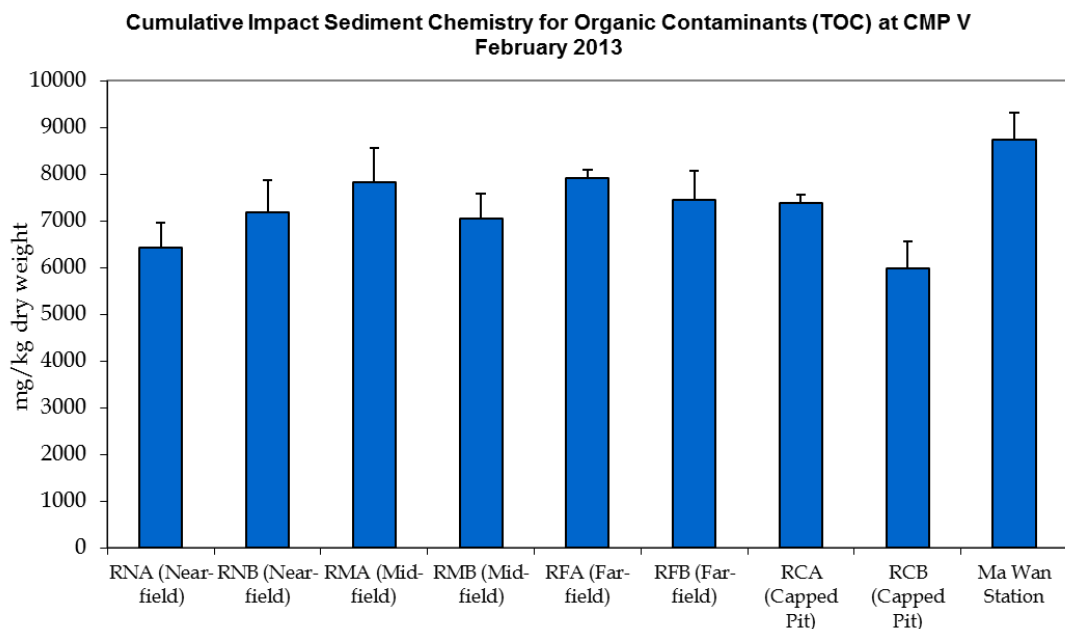


Figure 8: Concentration of Total Organic Carbon (TOC) (mg/kg dry weight; mean + SD) in sediment samples collected from Cumulative Impact Sediment Chemistry Monitoring of CMP Va in February 2013.

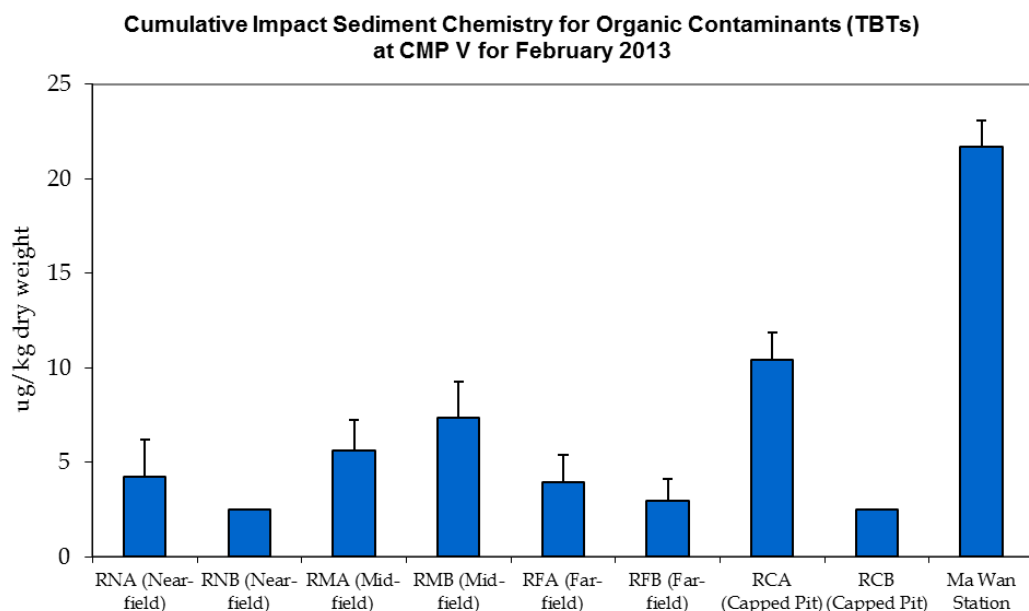


Figure 9: Concentration of Tributyltin ($\mu\text{g TBT/kg}$; mean + SD) in sediment samples collected from Cumulative Impact Chemistry Monitoring of CMP Va in February 2013.

Source: H:\Team\EM\GMS Projects\0103262 CEDD EM&A for CMP at Sha Chau\05 Deliverables\01 CMP\05 Monthly Reports\45th (Mar 13)

Date: 16/4/13

**Environmental
Resources
Management**

